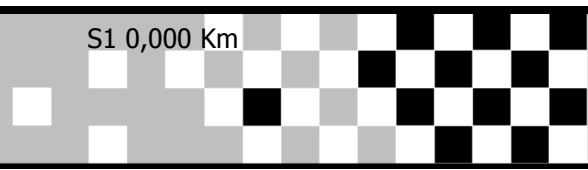


# Mälarcupen 2011

Delt 1 Göta MS

Ny sammanslagning

S1 0,000 Km



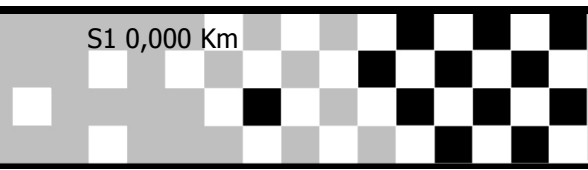
Pos	Nr.	Namn	Klass	Varv	Total Tid	R1.	R2.
<b>Elit</b>							
1	26	Robert Bergman	Elit	6	1:20:32.789	2 [26:27.671]	4 [54:05.118]
2	19	Olle Löthman	Elit	6	1:21:27.949	2 [26:31.955]	4 [54:55.994]
3	80	Fredrik Johansson	Elit	6	1:22:02.980	2 [26:54.255]	4 [55:08.725]
4	8	Andreas Rosendal	Elit	6	1:23:58.937	2 [27:30.987]	4 [56:27.950]
5	91	Johan Eklundh	Elit	6	1:24:16.831	2 [27:40.034]	4 [56:36.797]
6	125	Tomas Johansson	Elit	6	1:25:32.896	2 [27:50.141]	4 [57:42.755]
7	49	Martin Granqvist	Elit	6	1:26:08.449	2 [28:14.937]	4 [57:53.512]
8	61	Johannes Törnqvist	Elit	6	1:28:07.755	2 [28:51.183]	4 [59:16.572]
9	74	Felix Hallberg	Elit	6	1:28:23.661	2 [29:20.948]	4 [59:02.713]
10	35	Tobias Burman	Elit	6	1:29:16.734	2 [29:23.463]	4 [59:53.271]
11	191	Anders Nyholm	Elit	6	1:40:54.993	2 [32:22.956]	4 [1:08:32.037]
12	36	Peter Andersson	Elit	5	1:15:04.143	2 [29:25.456]	3 [45:38.687]
13	254	Emil Carlsson	Elit	4	57:16.391	2 [28:48.147]	2 [28:28.244]
<b>Junior</b>							
1	63	Linus Karlsson	Junior	6	1:23:26.959	2 [27:27.199]	4 [55:59.760]
2	775	Jens Hillgren	Junior	6	1:27:52.151	2 [28:34.509]	4 [59:17.642]
3	175	Pontus Westling	Junior	6	1:28:38.362	2 [28:51.627]	4 [59:46.735]
4	66	Joakim Larsson	Junior	6	1:29:16.084	2 [29:10.042]	4 [1:00:06.042]
5	71	Alexander Gustafsson	Junior	6	1:29:35.252	2 [28:50.564]	4 [1:00:44.688]
6	209	Robin Von Schanz	Junior	6	1:30:08.742	2 [30:08.852]	4 [59:59.890]
7	44	Christoffer Wiss	Junior	6	1:30:36.860	2 [30:00.616]	4 [1:00:36.244]
8	84	Emil Lindberg	Junior	6	1:32:31.887	2 [30:12.004]	4 [1:02:19.883]
9	98	Emil Johansson	Junior	6	1:33:20.673	2 [30:10.416]	4 [1:03:10.257]
10	321	Robin Wiss	Junior	6	1:35:45.640	2 [32:22.670]	4 [1:03:22.970]
11	132	Oskar Ståhl	Junior	6	1:36:33.009	2 [34:06.779]	4 [1:02:26.230]
12	45	Tim Johansson	Junior	6	1:36:33.293	2 [32:00.133]	4 [1:04:33.160]
13	192	Christoffer Stork	Junior	6	1:38:41.006	2 [32:14.998]	4 [1:06:26.008]
14	246	Niklas Nelson Berg	Junior	6	1:39:02.904	2 [32:36.992]	4 [1:06:25.912]
15	202	Marcus Sjögren	Junior	6	1:39:21.079	2 [31:59.518]	4 [1:07:21.561]
16	404	Sanna Bergman	Junior	6	1:41:07.400	2 [33:03.179]	4 [1:08:04.221]
17	107	Viktor Fredriksson	Junior	4	1:13:30.027	2 [35:37.736]	2 [37:52.291]
18	223	Felix Gunnerheim	Junior	4	1:14:34.700	1 [21:53.547]	3 [52:41.153]
19	169	Anton Lidén	Junior	3	46:20.556	2 [30:51.488]	1 [15:29.068]
20	180	Niclas Lindberg	Junior	2	28:39.596	2 [28:39.596]	-
21	249	Robin Hoffman	Junior	2	30:08.949	2 [30:08.949]	0 [0.000]
22	720	Alexander Johansson	Junior	2	35:04.744	2 [35:04.744]	-
23	857	Stefan Asp	Junior	1	18:29.728	1 [18:29.728]	-
<b>Motion 16-39</b>							
1	102	Zander Knutsson	Motion 16-39	5	1:17:17.486	2 [30:27.349]	3 [46:50.137]
2	57	Jonny Johansson	Motion 16-39	5	1:19:57.686	2 [31:17.019]	3 [48:40.667]
3	704	Clas-Göran Carlsson	Motion 16-39	5	1:21:08.300	2 [31:52.771]	3 [49:15.529]
4	248	Magnus Eriksson	Motion 16-39	5	1:21:22.232	2 [32:57.110]	3 [48:25.122]
5	81	Robin Gustafsson	Motion 16-39	5	1:22:38.834	2 [32:30.332]	3 [50:08.502]
6	277	Magnus Jansson	Motion 16-39	5	1:24:45.319	2 [34:17.424]	3 [50:27.895]

# Mälarcupen 2011

Delt 1 Göta MS

S1 0,000 Km

Ny sammanslagning



Pos	Nr.	Namn	Klass	Varv	Total Tid	R1.	R2.
7	383	Rickard Lindberg	Motion 16-39	5	1:25:07.777	2 [34:07.760]	3 [51:00.017]
8	971	Andreas Sundberg	Motion 16-39	5	1:25:11.756	2 [33:16.004]	3 [51:55.752]
9	75	Nicklas Ålander	Motion 16-39	5	1:25:30.088	2 [34:01.856]	3 [51:28.232]
10	69	Mikael Kivelä	Motion 16-39	5	1:25:31.986	2 [33:25.042]	3 [52:06.944]
11	282	Kenny Carlsson	Motion 16-39	5	1:25:45.246	2 [34:40.383]	3 [51:04.863]
12	25	Jonas Johansson	Motion 16-39	5	1:26:14.645	2 [34:39.622]	3 [51:35.023]
13	898	Patrik Helmersson	Motion 16-39	5	1:26:32.762	2 [34:06.192]	3 [52:26.570]
14	115	Tommy Råberg	Motion 16-39	5	1:26:38.481	2 [34:43.648]	3 [51:54.833]
15	507	Anders Persson	Motion 16-39	5	1:26:55.428	2 [34:09.917]	3 [52:45.511]
16	134	Christer Skeppstedt	Motion 16-39	5	1:27:02.903	2 [34:21.653]	3 [52:41.250]
17	187	Tobias Engström	Motion 16-39	5	1:27:07.946	2 [35:12.875]	3 [51:55.071]
18	429	Ulrik Erikstam	Motion 16-39	5	1:27:20.236	2 [35:21.600]	3 [51:58.636]
19	374	Leo Höglund	Motion 16-39	5	1:27:47.899	2 [34:49.364]	3 [52:58.535]
20	53	Rikard Malmberg	Motion 16-39	5	1:27:51.996	2 [35:28.028]	3 [52:23.968]
21	173	Mattias Eriksson	Motion 16-39	5	1:28:09.273	2 [35:43.962]	3 [52:25.311]
22	41	Anton Carlström	Motion 16-39	5	1:28:14.606	2 [34:33.547]	3 [53:41.059]
23	334	Lars Jonsson	Motion 16-39	5	1:28:15.429	2 [34:13.656]	3 [54:01.773]
24	421	Johan Gadnert	Motion 16-39	5	1:28:23.714	2 [35:18.838]	3 [53:04.876]
25	119	Fredrik Åkerfeldt	Motion 16-39	5	1:28:42.530	2 [35:08.083]	3 [53:34.447]
26	717	Samuel Westerberg	Motion 16-39	5	1:29:19.484	2 [35:54.467]	3 [53:25.017]
27	93	Mikael Abrahamsson	Motion 16-39	5	1:29:26.067	2 [35:16.425]	3 [54:09.642]
28	333	Martin Jonsson	Motion 16-39	5	1:29:49.789	2 [36:07.814]	3 [53:41.975]
29	127	Peter Frisk	Motion 16-39	5	1:29:53.393	2 [35:32.224]	3 [54:21.169]
30	48	Peter Knutar	Motion 16-39	5	1:30:43.368	2 [35:38.675]	3 [55:04.693]
31	130	Thomas Eriksson	Motion 16-39	5	1:30:56.964	2 [36:24.732]	3 [54:32.232]
32	118	Marcus Kvensler	Motion 16-39	5	1:32:01.799	2 [36:36.334]	3 [55:25.465]
33	444	Robert Pettersson	Motion 16-39	5	1:32:05.051	2 [37:32.991]	3 [54:32.060]
34	172	Stefan Loberg	Motion 16-39	5	1:32:12.801	2 [36:36.671]	3 [55:36.130]
35	39	Calle Gadnert	Motion 16-39	5	1:32:39.752	2 [37:01.261]	3 [55:38.491]
36	298	Kristoffer Gustafsson	Motion 16-39	5	1:33:54.743	2 [36:54.736]	3 [57:00.007]
37	551	Jacob Fredholm	Motion 16-39	5	1:34:54.203	2 [36:42.227]	3 [58:11.976]
38	86	Henrik Önnerståhl	Motion 16-39	5	1:37:50.411	2 [38:02.162]	3 [59:48.249]
39	247	Joakim Bröms	Motion 16-39	5	1:38:48.007	2 [38:45.002]	3 [1:00:03.005]
40	114	Kent Andersson	Motion 16-39	5	1:38:48.914	2 [39:36.739]	3 [59:12.175]
41	323	Jan Zelin	Motion 16-39	5	1:38:53.752	2 [38:50.989]	3 [1:00:02.763]
42	95	Johan Mauritzon	Motion 16-39	5	1:40:40.140	2 [39:15.039]	3 [1:01:25.101]
43	312	Sebastiano Romagnoli	Motion 16-39	5	1:45:47.906	2 [38:24.652]	3 [1:07:23.254]
44	111	Jeff Eriksson	Motion 16-39	4	1:11:03.817	1 [17:38.045]	3 [53:25.772]
45	336	Fredrik Fastrup	Motion 16-39	2	35:20.244	2 [35:20.244]	-
46	116	Björn Feldt	Motion 16-39	2	36:07.753	2 [36:07.753]	-

## Motion 40-49

1	306	Tony Bräck	Motion 40-49	5	1:17:32.625	2 [30:35.245]	3 [46:57.380]
2	47	Leif Blomberg	Motion 40-49	5	1:20:34.419	2 [32:11.041]	3 [48:23.378]
3	87	Johan Nygren	Motion 40-49	5	1:21:35.430	2 [32:24.158]	3 [49:11.272]
4	239	Roger Heinby	Motion 40-49	5	1:21:51.668	2 [32:10.063]	3 [49:41.605]
5	40	Magnus Andersson	Motion 40-49	5	1:22:29.175	2 [33:02.164]	3 [49:27.011]
6	58	Ronny Johansson	Motion 40-49	5	1:22:32.260	2 [32:39.898]	3 [49:52.362]

Johan Hallberg

Tävlingsledning

Orbits

www.amb-it.com

www.mylaps.com

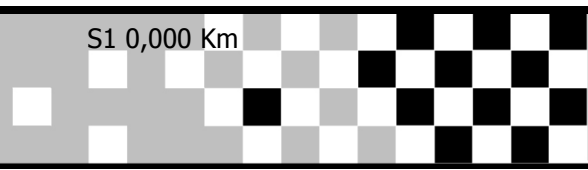
Licensierad till: Göta MS

# Mälarcupen 2011

Delt 1 Göta MS

S1 0,000 Km

Ny sammanslagning



Pos	Nr.	Namn	Klass	Varv	Total Tid	R1.	R2.
7	372	Markku Salo	Motion 40-49	5	1:23:48.492	2 [32:32.261]	3 [51:16.231]
8	82	Niklas Möller	Motion 40-49	5	1:24:32.840	2 [32:44.419]	3 [51:48.421]
9	337	Martin Larsson	Motion 40-49	5	1:24:34.762	2 [33:22.485]	3 [51:12.277]
10	615	Hans Hofman	Motion 40-49	5	1:24:37.461	2 [33:26.213]	3 [51:11.248]
11	399	Marcus Jonsson	Motion 40-49	5	1:25:28.078	2 [33:07.549]	3 [52:20.529]
12	55	Anders Swärd	Motion 40-49	5	1:25:28.602	2 [34:00.744]	3 [51:27.858]
13	250	Niclas Fredholm	Motion 40-49	5	1:25:36.379	2 [34:22.142]	3 [51:14.237]
14	818	Roland Fredin	Motion 40-49	5	1:26:17.879	2 [34:03.572]	3 [52:14.307]
15	97	Staffan Gademan	Motion 40-49	5	1:27:01.244	2 [34:57.372]	3 [52:03.872]
16	184	Lars Eriksson	Motion 40-49	5	1:27:04.426	2 [34:36.013]	3 [52:28.413]
17	213	Ove Johansson	Motion 40-49	5	1:28:18.527	2 [35:39.951]	3 [52:38.576]
18	357	Henrik Andersen	Motion 40-49	5	1:28:41.061	2 [35:15.128]	3 [53:25.933]
19	67	Stefan Knutsson	Motion 40-49	5	1:29:21.124	2 [34:45.941]	3 [54:35.183]
20	232	Peter Lindgren	Motion 40-49	5	1:29:45.244	2 [35:00.601]	3 [54:44.643]
21	109	Tommie Johansson	Motion 40-49	5	1:29:55.979	2 [34:45.810]	3 [55:10.169]
22	661	Jocke Jonsson	Motion 40-49	5	1:31:02.615	2 [35:34.701]	3 [55:27.914]
23	190	Bengt Kindlund	Motion 40-49	5	1:31:05.325	2 [35:07.752]	3 [55:57.573]
24	342	Magnus Bergman	Motion 40-49	5	1:31:12.762	2 [34:48.508]	3 [56:24.254]
25	170	Peter Wesslen	Motion 40-49	5	1:31:54.087	2 [36:16.958]	3 [55:37.129]
26	315	Erik Fosselius	Motion 40-49	5	1:32:29.788	2 [36:06.639]	3 [56:23.149]
27	370	Kjell Andersson	Motion 40-49	5	1:32:32.359	2 [36:41.300]	3 [55:51.059]
28	408	Mats Peltomaa	Motion 40-49	5	1:32:46.157	2 [35:57.173]	3 [56:48.984]
29	142	Ove Forselius	Motion 40-49	5	1:32:55.708	2 [36:39.491]	3 [56:16.217]
30	128	Håkan Cajander	Motion 40-49	5	1:34:39.863	2 [35:45.094]	3 [58:54.769]
31	326	Göran Höglund	Motion 40-49	5	1:35:42.864	2 [38:15.637]	3 [57:27.227]
32	324	Ove Zelin	Motion 40-49	5	1:36:27.217	2 [38:26.324]	3 [58:00.893]
33	527	Lars-Åke Lindström	Motion 40-49	5	1:37:09.483	2 [38:15.220]	3 [58:54.263]
34	414	Jonas Green	Motion 40-49	5	1:38:33.828	2 [42:48.832]	3 [55:44.996]
35	573	Åke Ljungström	Motion 40-49	5	1:39:55.769	2 [40:33.434]	3 [59:22.335]
36	90	John Lundgren	Motion 40-49	5	1:41:05.145	2 [39:29.868]	3 [1:01:35.277]
37	999	Jan Gustafsson	Motion 40-49	5	1:41:34.655	2 [41:19.943]	3 [1:00:14.712]
38	490	Erik Engwall	Motion 40-49	5	1:41:56.897	2 [39:46.738]	3 [1:02:10.159]
39	99	Morgan Davidsson	Motion 40-49	5	1:42:30.827	2 [39:43.000]	3 [1:02:47.827]
40	556	Magnus Karlsson	Motion 40-49	5	1:43:46.334	2 [42:43.737]	3 [1:01:02.597]
41	185	Johan Hansson	Motion 40-49	5	1:48:57.452	2 [41:41.850]	3 [1:07:15.602]
42	991	Johan Carlus	Motion 40-49	5	1:56:55.643	2 [47:09.907]	3 [1:09:45.736]
43	371	Mikael Johnsson	Motion 40-49	5	1:59:56.062	2 [44:56.334]	3 [1:14:59.728]
44	537	Rikard Blomqvist	Motion 40-49	4	1:12:58.188	2 [35:53.302]	2 [37:04.886]
45	574	Leif Gunnarsson	Motion 40-49	4	1:13:42.080	2 [36:04.415]	2 [37:37.665]
46	677	Tomas Johansson	Motion 40-49	4	1:35:50.196	1 [27:43.818]	3 [1:08:06.378]
47	517	Lars Liberg	Motion 40-49	3	57:43.363	-	3 [57:43.363]
48	515	Mattias Grop	Motion 40-49	3	1:00:26.249	2 [39:27.106]	1 [20:59.143]
49	233	Göran Lindgren	Motion 40-49	2	35:41.317	2 [35:41.317]	0 [0.000]
50	133	Olof Kvensler	Motion 40-49	2	52:19.833	1 [17:13.745]	1 [35:06.088]
51	719	Åsa Hanell	Motion 40-49	2	57:54.407	1 [28:28.991]	1 [29:25.416]

## Motion 50-65

1	304	Anders Svanejord	Motion 50-65	5	1:20:15.720	2 [31:26.620]	3 [48:49.100]
---	-----	------------------	--------------	---	-------------	---------------	---------------

Johan Hallberg

Tävlingsledning

Orbits

www.amb-it.com

www.mylaps.com

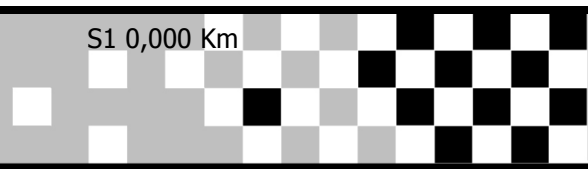
Licensierad till: Göta MS

# Mälarcupen 2011

Delt 1 Göta MS

S1 0,000 Km

Ny sammanslagning



Pos	Nr.	Namn	Klass	Varv	Total Tid	R1.	R2.
2	11	Jörgen Lindholm	Motion 50-65	5	1:20:51.762	2 [31:46.784]	3 [49:04.978]
3	338	Per Eklund	Motion 50-65	5	1:21:49.672	2 [32:12.932]	3 [49:36.740]
4	307	Christer Åström	Motion 50-65	5	1:24:32.412	2 [33:03.856]	3 [51:28.556]
5	452	Björn Gottschalk	Motion 50-65	5	1:25:06.207	2 [34:10.029]	3 [50:56.178]
6	143	Per Björk	Motion 50-65	5	1:26:53.559	2 [34:26.511]	3 [52:27.048]
7	525	Lennart Nybo	Motion 50-65	5	1:27:14.626	2 [34:57.616]	3 [52:17.010]
8	273	Anders Hallberg	Motion 50-65	5	1:27:50.134	2 [35:24.649]	3 [52:25.485]
9	100	Lars Lind	Motion 50-65	5	1:30:50.830	2 [35:39.311]	3 [55:11.519]
10	411	Rolle Berglund	Motion 50-65	5	1:31:20.111	2 [35:48.688]	3 [55:31.423]
11	72	Henrik Båth	Motion 50-65	5	1:31:38.741	2 [35:40.737]	3 [55:58.004]
12	158	Pontus Lund	Motion 50-65	5	1:31:58.832	2 [37:01.890]	3 [54:56.942]
13	154	Anders Hallberg	Motion 50-65	5	1:34:11.508	2 [36:18.913]	3 [57:52.595]
14	92	Lars Söderlund	Motion 50-65	5	1:38:14.481	2 [39:11.714]	3 [59:02.767]
15	545	Leif Edvinson	Motion 50-65	5	1:43:37.140	2 [38:11.180]	3 [1:05:25.960]
16	721	Yngve Höglund	Motion 50-65	5	1:47:52.136	2 [42:16.076]	3 [1:05:36.060]
17	471	Jan-Erik Johansson	Motion 50-65	5	1:55:44.725	2 [46:48.566]	3 [1:08:56.159]
18	70	Jan Burman	Motion 50-65	4	1:27:20.948	2 [41:59.693]	2 [45:21.255]
19	500	Nils Johansson	Motion 50-65	4	1:40:11.930	2 [50:56.532]	2 [49:15.398]
20	441	Stig Pettersson	Motion 50-65	3	1:07:55.769	2 [42:34.319]	1 [25:21.450]

## Senior

1	7	Jonas Svensson	Senior	6	1:27:44.194	2 [28:32.765]	4 [59:11.429]
2	481	Torbjörn Mallmin	Senior	6	1:29:42.311	2 [29:21.750]	4 [1:00:20.561]
3	77	Per Sevelin	Senior	6	1:29:58.483	2 [29:53.206]	4 [1:00:05.277]
4	318	Magnus Norberg	Senior	6	1:31:53.667	2 [29:58.647]	4 [1:01:55.020]
5	1111	Henrik Nyberg	Senior	6	1:32:03.923	2 [30:34.895]	4 [1:01:29.028]
6	331	Anders Forslund	Senior	6	1:32:14.568	2 [30:18.858]	4 [1:01:55.710]
7	33	Lars Utter	Senior	6	1:32:20.363	2 [30:17.242]	4 [1:02:03.121]
8	16	Andreas Carlsson	Senior	6	1:33:23.769	2 [31:08.925]	4 [1:02:14.844]
9	123	Jonas Svensson	Senior	6	1:34:06.818	2 [31:12.039]	4 [1:02:54.779]
10	302	Robert Norgren	Senior	6	1:34:19.157	2 [31:14.357]	4 [1:03:04.800]
11	54	Göran Öberg	Senior	6	1:34:59.645	2 [30:29.085]	4 [1:04:30.560]
12	34	Guy Utter	Senior	6	1:35:48.932	2 [31:50.104]	4 [1:03:58.828]
13	325	Magnus Svahn	Senior	6	1:37:28.151	2 [31:59.015]	4 [1:05:29.136]
14	224	Micke Johansson	Senior	6	1:38:14.532	2 [31:55.368]	4 [1:06:19.164]
15	136	Thomas Fagerlind	Senior	6	1:38:20.440	2 [30:47.407]	4 [1:07:33.033]
16	451	Johan Hammarström	Senior	6	1:38:31.489	2 [32:05.064]	4 [1:06:26.425]
17	32	Andreas Hedlund	Senior	6	1:39:08.577	2 [32:18.755]	4 [1:06:49.822]
18	824	Tommy Löfgren	Senior	6	1:41:21.834	2 [32:42.975]	4 [1:08:38.859]
19	135	Ulf Löfgren	Senior	6	1:41:41.424	2 [33:09.268]	4 [1:08:32.156]
20	42	Jonas Eriksson	Senior	6	1:42:21.629	2 [33:06.888]	4 [1:09:14.741]
21	89	Jonas Strand	Senior	4	1:05:34.888	2 [32:36.986]	2 [32:57.902]
22	316	Jan Hamberg	Senior	2	31:05.533	2 [31:05.533]	0 [0.000]
23	402	Joakim Rosander	Senior	2	32:21.554	2 [32:21.554]	-
24	220	Kjell Rangdal	Senior	1	15:00.528	1 [15:00.528]	-