


Mälarcupen 2010

Deltävling 4 Mälarcupen

Vendel 0,000 Km

Ny sammanslagning



Pos	PIC	Nr.	Namn	Klass	Total Tid	Varv	diff	Avstånd	Nat/State	Sponsor
-----	-----	-----	------	-------	-----------	------	------	---------	-----------	---------

Elit

1	1	34	Andreas Rosendal	Elit	1:46:10.637	7				
2	2	125	Tomas Johansson	Elit	1:47:27.427	7	1:16.790	1:16.790		
3	3	199	Emil Carlsson	Elit	1:48:43.834	7	2:33.197	1:16.407		
4	4	21	Martin Granqvist	Elit	1:48:59.360	7	2:48.723	15.526		
5	5	29	Jonas Karlsson	Elit	43:50.749	3	4 Varv	1 Varv		

Junior

1	1	230	Lukas Berglind	Junior	1:51:08.981	7	4:58.344	2:09.621		
2	2	25	Johannes Törnqvist	Junior	1:51:56.848	7	5:46.211	47.867		
3	3	180	Robin von Schantz	Junior	1:53:42.779	7	7:32.142	17.396		
4	4	130	Felix Hallberg	Junior	1:54:38.585	7	8:27.948	55.806		
5	5	213	Robert Lindholm	Junior	1:58:32.282	7	12:21.645	19.810		
6	6	224	Emil Johansson	Junior	1:59:44.555	7	13:33.918	48.676		
7	7	202	Robin Jansson	Junior	2:00:16.083	7	14:05.446	4.921		
8	8	45	Tim Johansson	Junior	2:04:59.977	7	18:49.340	44.047		
9	9	223	Felix Gunnerheim	Junior	2:21:34.961	7	35:24.324	16:27.563		
10	10	218	Anders Wallenqvist	Junior	1:07:33.972	4	4:40.983	4:40.983		
11	11	43	Joakim Larsson	Junior	47:27.232	3	3:36.483	3:36.483		
12	12	124	Adrian Blomfeldt	Junior	1:04:37.533	3	20:46.784	5:31.298		
13	13	10	Robin Wiss	Junior	31:40.208	2	5 Varv	1 Varv		
14	14	116	Johan Eriksson	Junior	16:26.619	1	6 Varv	1 Varv		

Motion 16-39

1	1	101	Anders Hallstensson	Motion 16-39	1:20:02.550	5	2 Varv	1 Varv		
2	2	80	Robert Norgren	Motion 16-39	1:24:45.485	5	4:42.935	7.324		
3	3	16	Andreas Carlsson	Motion 16-39	1:25:02.208	5	4:59.658	16.723		
4	4	83	Thomas Pettersson	Motion 16-39	1:29:26.798	5	9:24.248	44.154		

Johan Hallberg
Tävlingsledning

Orbits

www.amb-it.com
www.mylaps.com


Licensierad till: Göta MS

Mälarcupen 2010

Deltävling 4 Mälarcupen

Vendel 0,000 Km

Ny sammanslagning



Pos	PIC	Nr.	Namn	Klass	Total Tid	Varv	diff	Avstånd	Nat/State	Sponsor
5	5	97	Jonas Strand	Motion 16-39	1:29:36.553	5	9:34.003	9.755		
6	6	90	Martin Larsson	Motion 16-39	1:30:21.295	5	10:18.745	25.178		
7	7	426	Jacob Järn	Motion 16-39	1:30:57.190	5	10:54.640	6.677		
8	8	303	Roger Karlsson	Motion 16-39	1:31:39.481	5	11:36.931	29.395		
9	9	81	Robin Gustafsson	Motion 16-39	1:32:00.999	5	11:58.449	15.507		
10	10	169	Mikael Kivelä	Motion 16-39	1:32:40.018	5	12:37.468	38.664		
11	11	366	Nicklas Ålander	Motion 16-39	1:33:31.972	5	13:29.422	32.257		
12	12	88	Leo Höglund	Motion 16-39	1:33:44.264	5	13:41.714	12.292		
13	13	72	Jeff Eriksson	Motion 16-39	1:34:03.460	5	14:00.910	19.196		
14	14	478	Johakim Köping	Motion 16-39	1:34:15.048	5	14:12.498	11.588		
15	15	216	Ulrik Erikstam	Motion 16-39	1:36:52.258	5	16:49.708	1:12.360		
16	16	475	Johan Gadnert	Motion 16-39	1:38:09.032	5	18:06.482	1:06.789		
17	17	373	Calle Gadnert	Motion 16-39	1:39:46.762	5	19:44.212	35.123		
18	18	522	Kjell Andersson	Motion 16-39	1:40:15.481	5	20:12.931	10.671		
19	19	44	Tomas Nilsson	Motion 16-39	1:41:48.509	5	21:45.959	30.051		
20	20	140	Jan Zelin	Motion 16-39	1:43:03.966	5	23:01.416	8.329		
21	21	119	Marcus Kvensler	Motion 16-39	1:49:34.830	5	29:32.280	26.986		
22	22	91	Joakim Brodén	Motion 16-39	1:18:03.765	4	15:10.776	6:07.973		
23	23	111	Mattias Berglind	Motion 16-39	1:26:01.945	4	23:08.956	7:58.180		
24	24	285	Markus Eriksson	Motion 16-39	0.000	0	7 Varv	1 Varv		
25	25	42	Calle Gadnert	Motion 16-39	0.000	0				

Motion 40-49

1	1	425	Christer Andersson	Motion 40-49	1:24:38.161	5	4:35.611	4:35.611		
2	2	86	Johan Nygren	Motion 40-49	1:25:29.913	5	5:27.363	27.705		
3	3	755	Per Eklund	Motion 40-49	1:26:40.911	5	6:38.361	1:10.998		
4	4	335	Micke Johansson	Motion 40-49	1:28:17.059	5	8:14.509	40.311		
5	5	306	Tony Bräck	Motion 40-49	1:28:42.644	5	8:40.094	7.320		
6	6	188	Tommy Löfgren	Motion 40-49	1:29:56.117	5	9:53.567	19.564		

Johan Hallberg
Tävlingsledning

Orbits

www.amb-it.com

www.mylaps.com


Licensierad till: Göta MS

Mälarcupen 2010

Deltävling 4 Mälarcupen

Vendel 0,000 Km

Ny sammanslagning



Pos	PIC	Nr.	Namn	Klass	Total Tid	Varv	diff	Avstånd	Nat/State	Sponsor
7	7	573	Marcus Jonsson	Motion 40-49	1:30:26.015	5	10:23.465	4.720		
8	8	273	Anders Hallberg	Motion 40-49	1:30:50.513	5	10:47.963	24.498		
9	9	318	Erik Fosselius	Motion 40-49	1:31:40.360	5	11:37.810	0.879		
10	10	143	Per Björk	Motion 40-49	1:31:45.492	5	11:42.942	5.132		
11	11	92	Staffan Gademan	Motion 40-49	1:32:01.354	5	11:58.804	0.355		
12	12	503	Magnus Bergman	Motion 40-49	1:32:58.556	5	12:56.006	18.538		
13	13	47	Leif Blomberg	Motion 40-49	1:32:59.715	5	12:57.165	1.159		
14	14	46	Pontus Andersson	Motion 40-49	1:35:14.040	5	15:11.490	58.992		
15	15	301	Göran Höglund	Motion 40-49	1:35:29.109	5	15:26.559	15.069		
16	16	82	Niklas Möller	Motion 40-49	1:35:39.898	5	15:37.348	10.789		
17	17	147	Hans Hamilton	Motion 40-49	1:36:56.907	5	16:54.357	4.649		
18	18	302	Stefan Knutsson	Motion 40-49	1:37:02.243	5	16:59.693	5.336		
19	19	142	Ove Forselius	Motion 40-49	1:39:11.639	5	19:09.089	1:02.607		
20	20	163	Mårten Hultgren	Motion 40-49	1:40:26.789	5	20:24.239	11.308		
21	21	402	Magnus Karlsson	Motion 40-49	1:41:18.458	5	21:15.908	51.669		
22	22	120	Björn Lindberg	Motion 40-49	1:42:55.637	5	22:53.087	1:07.128		
23	23	519	Åke Ljungström	Motion 40-49	1:44:43.377	5	24:40.827	1:39.411		
24	24	93	John Lundgren	Motion 40-49	1:46:30.709	5	26:28.159	39.559		
25	25	54	Göran Sandell	Motion 40-49	1:47:14.456	5	27:11.906	43.747		
26	26	99	Morgan Davidsson	Motion 40-49	1:48:31.972	5	28:29.422	56.713		
27	27	220	Erik Engwall	Motion 40-49	1:52:08.652	5	32:06.102	2:33.822		
28	28	574	Leif Gunnarsson	Motion 40-49	59:06.235	3	15:15.486	11:39.003		
29	29	133	Olof Kvensler	Motion 40-49	1:55:11.683	3	1:11:20.934	50:34.150		
30	30	418	Roland Eriksson	Motion 40-49	36:08.433	2	4:28.225	4:28.225		
31	31	683	Lars Eriksson	Motion 40-49	38:02.508	2	6:22.300	1:02.338		
32	32	458	Anders Elm	Motion 40-49	19:04.206	1	2:37.587	2:37.587		

Motion 50-65

1	1	722	Anders Svaneffjord	Motion 50-65	1:27:36.748	5	7:34.198	55.837		
---	---	-----	--------------------	--------------	-------------	---	----------	--------	--	--

Johan Hallberg
Tävlingsledning

Orbits

www.amb-it.com
www.mylaps.com


Licensierad till: Göta MS

Mälarcupen 2010

Deltävling 4 Mälarcupen

Vendel 0,000 Km

Ny sammanslagning



Pos	PIC	Nr.	Namn	Klass	Total Tid	Varv	diff	Avstånd	Nat/State	Sponsor
2	2	319	Janne Andersson	Motion 50-65	1:31:10.086	5	11:07.536	12.896		
3	3	966	Johnny Andersson	Motion 50-65	1:40:04.810	5	20:02.260	18.048		
4	4	453	Lars Söderlund	Motion 50-65	1:45:51.150	5	25:48.600	1:07.773		
5	5	565	Leif Edvinson	Motion 50-65	1:47:35.259	5	27:32.709	20.803		
6	6	721	Yngve Höglund	Motion 50-65	1:49:07.844	5	29:05.294	35.872		
7	7	500	Nils Johansson	Motion 50-65	1:44:12.644	4	41:19.655	18:10.699		
8	8	71	Henrik Båth	Motion 50-65	37:00.170	2	5:19.962	51.737		
9	9	150	Rune Kumlin	Motion 50-65	40:07.267	2	8:27.059	2:04.759		

Senior

1	1	36	Peter Andersson	Senior	1:53:25.383	7	7:14.746	1:28.535		
2	2	12	Roger Ahlen	Senior	1:57:06.550	7	10:55.913	2:27.965		
3	3	481	Torbjörn Mallmin	Senior	1:57:40.627	7	11:29.990	34.077		
4	4	210	Örjan Brink	Senior	1:58:12.472	7	12:01.835	31.845		
5	5	758	Jonas Svensson	Senior	1:58:55.879	7	12:45.242	23.597		
6	6	354	Mikael Gunnerheim	Senior	2:00:11.162	7	14:00.525	26.607		
7	7	134	Guy Utter	Senior	2:03:37.597	7	17:26.960	3:21.514		
8	8	17	Jonas Eriksson	Senior	2:04:15.930	7	18:05.293	38.333		
9	9	311	Johan Hammarström	Senior	2:05:07.398	7	18:56.761	7.421		
10	10	211	Jörgen Lidholm	Senior	1:46:39.934	6	1 Varv	1 Varv		
11	11	316	Ulf Löfgren	Senior	1:28:35.324	5	8:32.774	18.265		
12	12	705	Lars Lindell	Senior	1:02:52.989	4	3 Varv	1 Varv		
13	13	148	Teppo Nurminen	Senior	1:11:55.792	4	9:02.803	4:21.820		