













Pos	No.	Name	Laps	Total time	Diff	Best time	In lap	Best speed
1	10	 Team Kompisarna	24	4:07:55.7 35		9:25.071	7	44.596
2	26	 Team Bil & Fritid	21	3:59:57.0 67	3 Laps	10:29.487	20	40.033
3	18	 Team Röda Vita Rosen	21	4:05:48.8 31	5:51.764	10:32.250	21	39.858
4	3	 Team Vidbo	21	4:07:46.7 27	7:49.660	10:42.837	12	39.201
5	2	 Team Formsvacka Ungdom	21	4:09:28.0 00	9:30.933	---:---:---:---	0	-
6	27	 Team R-Center	21	4:09:52.1 97	9:55.130	11:08.456	15	37.699
7	14	 Team Finninge Hills	19	4:05:50.5 03	5 Laps	10:14.897	19	40.982
8	9	 Team KW-Service Motion	17	4:00:15.2 74	7 Laps	12:53.278	8	32.589
9	17	 Team Norrlands GULD	17	4:04:17.8 19	4:02.545	11:56.404	14	35.176
10	11	 Team Fullfart	15	4:02:56.4 48	9 Laps	12:21.810	8	33.971
11	4	 Team Länna Enduro	15	4:03:57.9 98	1:01.550	12:56.891	9	32.437
12	25	Team Bluebird Racing	14	4:06:25.2 58	10 Laps	13:56.018	12	30.143
Ej Klassifierad								
DN F	19	 Team KW-Service Elit	19	3:41:13.2 53		10:08.512	14	41.412
DN F	340	Team Formsvacka Snöänglar	16	3:29:33.2 87		12:20.249	5	34.043